




**Centro de Estudios de Bachillerato Técnico, "Eva Sámano de López Mateos"**  
**ESTADO DE QUINTANA ROO**

**Reporte Analítico del Activo**  
**Del 01/ene/2015 al 30/jun/2015**

Usr: supervisor  
 Rep: rptEstadoAnalíticoDeActivosYPasivos

Fecha y | 21/ago/2015  
 hora de Impresión | 08:41 a.m.

| Cuenta Contable |  | Saldo Inicial   | Cargos del periodo | Abonos del periodo | Saldo Final     | Flujo del Periodo |
|-----------------|--|-----------------|--------------------|--------------------|-----------------|-------------------|
| 1000            | ACTIVO   | \$21,869,854.23 | \$44,278,241.05    | \$47,668,991.88    | \$18,479,103.40 | -\$3,390,750.03   |
| 1100            | ACTIVO CIRCULANTE  | \$14,054,774.86 | \$44,251,041.06    | \$47,252,096.85    | \$11,053,719.07 | -\$3,001,055.79   |
| 1110            | EFFECTIVO Y EQUIVALENTES                                 | \$2,557,828.38  | \$27,601,943.13    | \$27,089,416.46    | \$3,070,355.05  | \$512,526.67      |
| 1111            | EFFECTIVO  | \$0.00          | \$4,000.00         | \$0.00             | \$4,000.00      | \$4,000.00        |
| 1112            | BANCOS/TESORERÍA   | \$1,649,477.38  | \$26,937,943.13    | \$26,565,416.46    | \$2,022,004.05  | \$372,526.67      |
| 1114            | INVERSIONES TEMPORALES (HASTA 3 MESES)                   | \$908,351.00    | \$660,000.00       | \$524,000.00       | \$1,044,351.00  | \$136,000.00      |
| 1120            | DERECHOS A RECIBIR EFFECTIVO O EQUIVALENTES              | \$11,496,946.48 | \$16,649,097.93    | \$20,162,680.39    | \$7,983,364.02  | -\$3,513,582.46   |
| 1122            | CUENTAS POR COBRAR A CORTO PLAZO                         | \$11,496,613.16 | \$16,622,487.50    | \$20,150,235.29    | \$7,968,865.37  | -\$3,527,747.79   |
| 1123            | DEUDORES DIVERSOS POR COBRAR A CORTO PLAZO               | \$333.32        | \$26,610.43        | \$12,445.10        | \$14,498.65     | \$14,165.33       |
| 1200            | ACTIVO NO CIRCULANTE                                     | \$7,815,079.37  | \$27,199.99        | \$416,895.03       | \$7,425,384.33  | -\$389,695.04     |
| 1230            | BIENES INMUEBLES, INFRAESTRUCTURA Y CONSTRUCCIONES EN PF | \$12,112,315.50 | \$0.00             | \$0.00             | \$12,112,315.50 | \$0.00            |
| 1231            | TERRENOS   | \$1,666,071.31  | \$0.00             | \$0.00             | \$1,666,071.31  | \$0.00            |
| 1233            | EDIFICIOS NO HABITACIONALES                              | \$10,446,244.19 | \$0.00             | \$0.00             | \$10,446,244.19 | \$0.00            |
| 1240            | BIENES MUEBLES   | \$3,051,780.37  | \$27,199.99        | \$0.00             | \$3,078,980.36  | \$27,199.99       |
| 1241            | MOBILIARIO Y EQUIPO DE ADMINISTRACIÓN                    | \$2,329,026.03  | \$0.00             | \$0.00             | \$2,329,026.03  | \$0.00            |
| 1242            | MOBILIARIO Y EQUIPO EDUCACIONAL Y RECREATIVO             | \$28,891.47     | \$8,200.00         | \$0.00             | \$37,091.47     | \$8,200.00        |
| 1243            | EQUIPO E INSTRUMENTAL MÉDICO Y DE LABORATORIO            | \$122,272.92    | \$0.00             | \$0.00             | \$122,272.92    | \$0.00            |
| 1244            | VEHÍCULOS Y EQUIPO DE TRANSPORTE                         | \$426,466.42    | \$0.00             | \$0.00             | \$426,466.42    | \$0.00            |
| 1246            | MAQUINARIA, OTROS EQUIPOS Y HERRAMIENTAS                 | \$145,123.53    | \$18,999.99        | \$0.00             | \$164,123.52    | \$18,999.99       |
| 1250            | ACTIVOS INTANGIBLES                                      | \$59,158.96     | \$0.00             | \$0.00             | \$59,158.96     | \$0.00            |
| 1251            | SOFTWARE   | \$59,158.96     | \$0.00             | \$0.00             | \$59,158.96     | \$0.00            |
| 1260            | DEPRECIACIÓN, DETERIORO Y AMORTIZACIÓN ACUMULADA DE BIEN | \$7,408,175.46  | \$0.00             | \$416,895.03       | \$7,825,070.49  | \$416,895.03      |
| 1261            | DEPRECIACIÓN ACUMULADA DE BIENES INMUEBLES               | \$5,904,046.46  | \$0.00             | \$172,363.02       | \$6,076,409.48  | \$172,363.02      |
| 1263            | DEPRECIACIÓN ACUMULADA DE BIENES MUEBLES                 | \$1,482,594.58  | \$0.00             | \$239,012.13       | \$1,721,606.71  | \$239,012.13      |
| 1265            | AMORTIZACIÓN ACUMULADA DE ACTIVOS INTANGIBLES            | \$21,534.42     | \$0.00             | \$5,519.88         | \$27,054.30     | \$5,519.88        |

  
 Page 1







**Centro de Estudios de Bachillerato Técnico, "Eva Sámano de López Mateos"**  
**ESTADO DE QUINTANA ROO**

**Reporte Analítico del Activo**  
 Del 01/ene/2015 al 30/jun/2015

Usr: supervisor  
 Rep: rptEstadoAnalíticoDeActivosYPasivos

Fecha y hora de Impresión | 18/ago/2015  
 11:04 a.m.

| Cuenta Contable  | Saldo Inicial | Cargo del periodo | Abonos del periodo | Saldo Final | Flujo del Periodo |
|--|---------------|-------------------|--------------------|-------------|-------------------|
| <div style="display: flex; justify-content: space-between;"> <div style="width: 45%;"> <p align="center"><br/>           _____<br/>           PROF. CLEMENTINO ANGULO CUPUL<br/>           DIRECTOR GENERAL</p> <p align="center"><br/>           _____<br/>           C.P. RUBEN M. TORRES ESTAÑOL<br/>           JEFE DEPTO. REC. HUMANOS Y FINANCIEROS</p> </div> <div style="width: 45%;"> <p align="center"><br/>           _____<br/>           M.E.A.P. MAURO H. VARGAS GARCIA<br/>           DIRECTOR ADMINISTRATIVO</p> <p align="center"><br/>           _____<br/>           LIC. NELBA ARIAS ESPINAZARRIETA<br/>           RESPONSABLE DE AREA</p> </div> </div> |               |                   |                    |             |                   |